

---

KSI Parent workshop  
23<sup>rd</sup> September 2025





# What are we going to cover today?

Our aims today.


- Share an understanding of reading development with you Introduce the way we teach phonics, reading and writing in school
- Discuss changes to the reading system and home learning
- Share strategies to support you at home with your child's reading development



Teach a child to read and keep that child reading [and talking] and we will change everything.

And I mean everything.

Jeanette Winterson







# What is RWI?

In Key Stage 1 we use Read Write Inc (RWI) as a phonics programme.

This programme meets the demands of the National Curriculum and the reading strategy to give your child the best chance of success.



## How does it work?

- Children in Year 1 and Year 2 have a 45-minute RWI Phonics lesson everyday at 11am. They also have 1 hour of English a day.
- RWI lessons include, speed sounds, speedy green words, red words, story book words and reading. At Shepherdswell we include handwriting within this session.



# How does it work?

- 44 sounds
- Over 150+ graphemes
- One of the most complex alphabetic codes in the world.

## Spanish



24 speech sounds

26 letters to make up those sounds

29 graphemes

## English



**44** speech sounds

**26** letters to make up those sounds

**150+** graphemes

**How many ways can you think of to represent 'a' in English?**

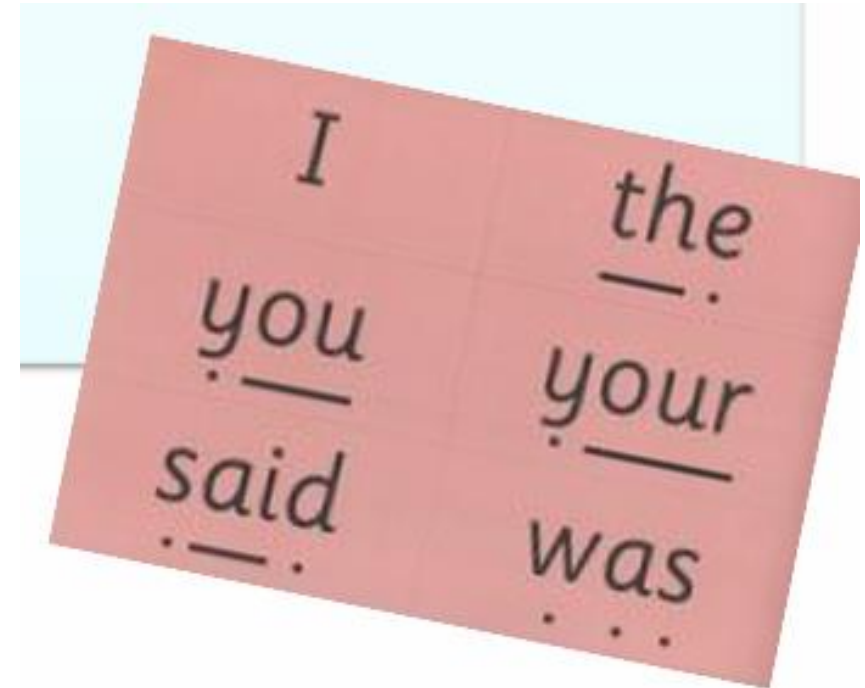
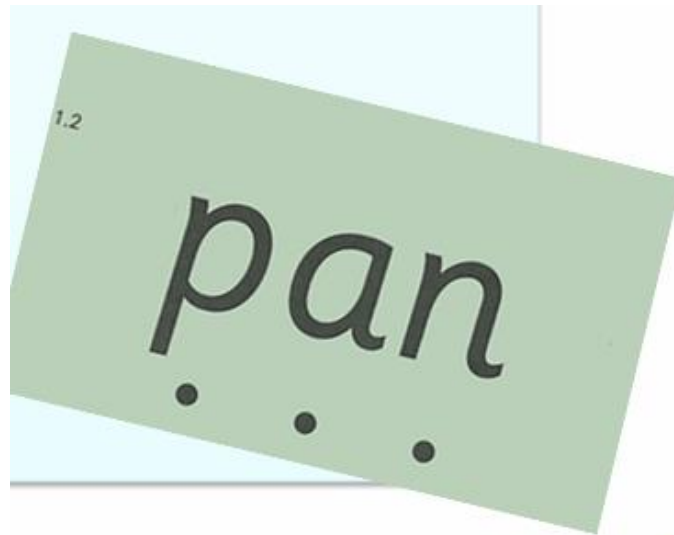








# Fred - Segmenting and blending unknown words





# Aim for end of Year 1

- Children are accurate and speedy readers and are able to pass the Phonics Screening Test.
- One-to-one tutoring - no child is left behind.
- Reading books align with the sounds learnt in class.



## Aim for end of Year 2

- Children are accurate and speedy readers and are confident at retrieval skills, comprehension, fluency and developing performance skills.
- One-to-one tutoring - no child is left behind.
- Reading books align with the sounds learnt in class.



# Fluency

- Reading is not just decoding. Fluency and accuracy in reading are vital.
- Children who are decoding as they read will not understand what they are reading. Fluency occurs when children can read over 100 words per minute.
- Children must read like a storyteller.
- Read Write Inc helps most children achieve this.



# Supporting your child with reading

- Only 1 in 3 children are read a bedtime story night
- Reading a bedtime story every night to your child improves their outcomes.
- Children are only reading from books that are entirely decodable
- We only use pure sounds when decoding words (no 'uh' after the sound)
- We want them to practise reading their book at least 3 times across the week working on these skills: decode, fluency, expression.



# Supporting your child with reading

- We want children to create a strong orthographic map. This means that they learn sounds spelt by the letters or groups of letters in each word. To read fluently, or well, we need a strong orthographic map.
- To consistently recognise that the in 'ea' bread spells /e/ we need to read it at least 4 times. This means we need to read the word many times to build fluency for reading.



# Letter Formation

- We want children to learn how to form letters fluently using a tripod grip and having the correct starting and end points.

Rehearsal of this is the key

- Magic Pencil
- Mark making
- Cutting and sticking
- Using variety of tools to mark make
- Core strength and posture





# Letter Formation

a b c d e f g h i j k l m n o p q r s t

u v w x y z

a b c d e f g h i j k l m n o p q r s t

u v w x y z

abcdefghijklmnopqrstuvwxyz